

## Comparison Test of Performance of Proteinase K & Carrier RNA Stored Cold and Stored Room Temp.

### Viral RNA Extraction Test

#### Objective

To compare the performance of cold-stored Proteinase K & Carrier RNA (-20°C) and room temperature-stored Proteinase K & Carrier RNA (25-28°C) used in viral RNA extraction test.

#### Passing Criteria

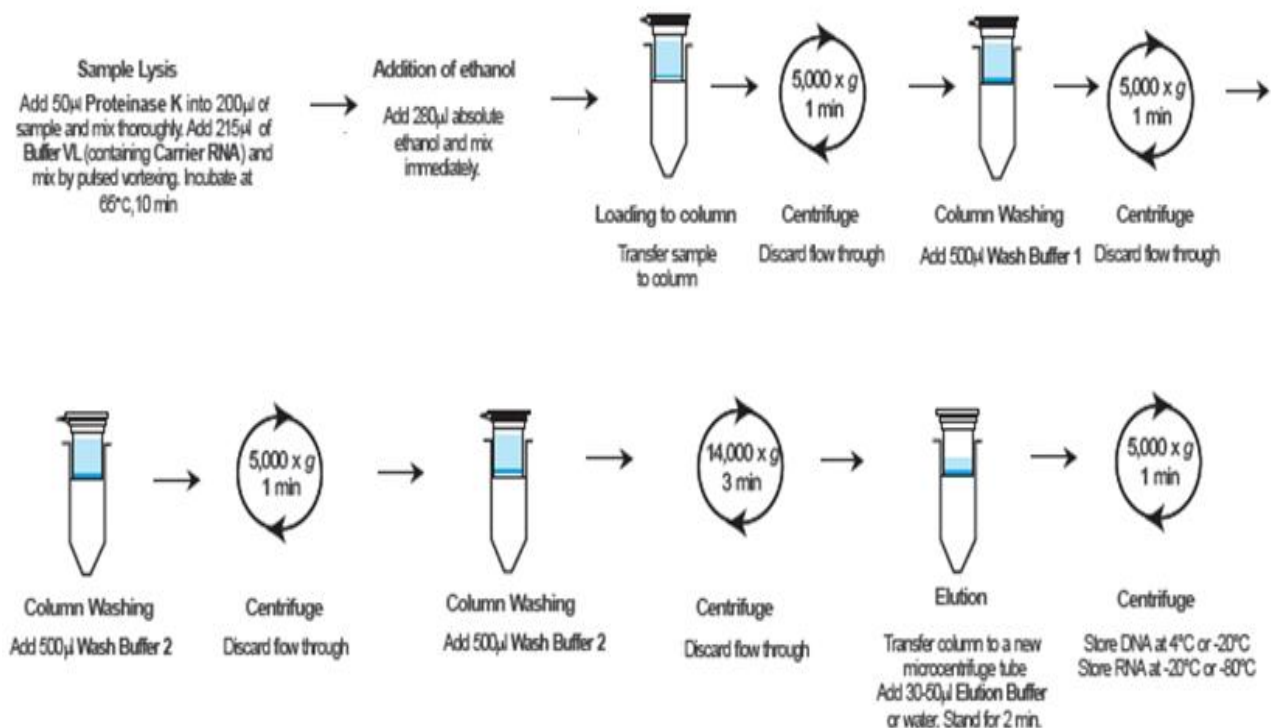
The amplification of extracted RNA using conventional PCR showed **positive results with 500bp band**.  
The amplification of extracted RNA using real-time PCR showed positive results with the **difference of Ct value between two Proteinase Ks and two Carrier RNAs is less than 3**.

#### Samples

- Dengue virus spiked into human plasma

#### Protocol

5µl of dengue virus with concentration ±100ng/µl is spiked into 195µl 2X diluted plasma.



Pairing Nature with Scientific Discoveries

## Results

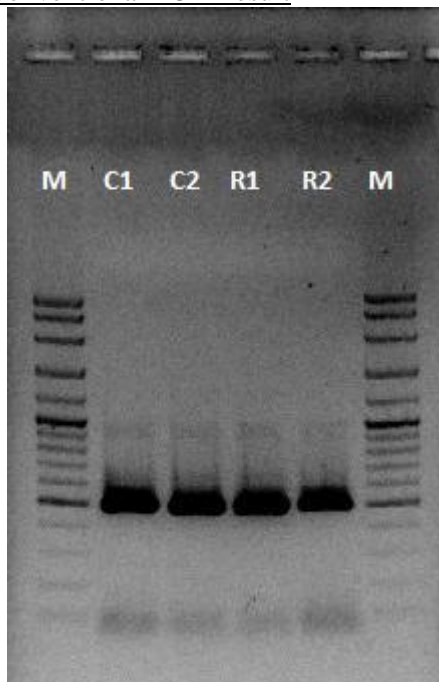
### Downstream Application

The extracted RNA was performed with 2-step conventional PCR:

- Reverse transcription test to transcript the RNA into cDNA
- Conventional PCR to amplify the cDNA.

The extracted RNA was also performed with one-step real-time PCR. Both tests were performed using dengue viral primer.

### Conventional PCR Result



#### Legend:

M: 100bp plus DNA ladder

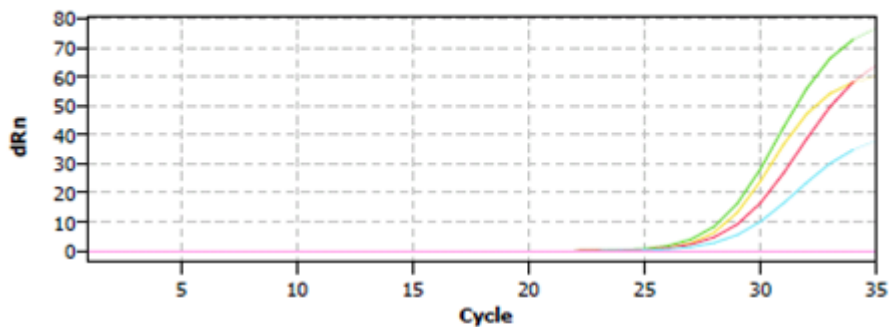
C1&C2: Amplification product using extracted RNA which used cold-stored Proteinase K and Carrier RNA in extraction

R1&R2: Amplification product using extracted RNA which used room temperature-stored Proteinase K and Carrier RNA in extraction

**Figure 1:** 2 $\mu$ l of extracted DNA was used for reverse transcription and 5 $\mu$ l of cDNA is used in amplification. 5 $\mu$ l of PCR product was loaded into 1% TBE gel. The expected band size is 500bp.

## Real-time PCR Result

GOI



Well	Sample r	Sample t	Gene	Ct	Mean Ct	Conc. St	Mean Co	Std.Dev.	Std.Dev.
G6	RT Deng	Unknown		27.69	27.69			0	
G5	RT Deng	Unknown		27.03	27.03			0	
G4	Cool Der	Unknown		26.25	26.25			0	
G3	Cool Der	Unknown		26.77	26.77			0	
G8	-ve	Unknown		No Ct					

Mean Ct value for RT Dengue	27.360
Mean Ct value for Cool Dengue	26.510
Difference Ct value between RT and Cool	<b>0.850</b>

**Figure 2:** 2µl of extracted RNA was used for real-time amplification. According to the graph and table on top, the difference in Ct value between two different Proteinase Ks and Carrier RNAs is 0.850.

### Conclusion

Dengue viral samples were extracted using GF-1 Viral Nucleic Acid Extraction kit. There was no significant difference showed in the performance of Proteinase K & Carrier RNA that was stored in either cold or room temperature condition as the results of amplifications of extracted RNA using conventional PCR showed no significant different for bands; and using real-time PCR showed that the differences between the two Proteinase Ks and two Carrier RNAs are within 1Ct value. The sensitivity of the conventional and real-time assay was not affected by the use of room temperature-stored Proteinase K and Carrier RNA.

Prepared by,  
Vivantis Technical Team  
29<sup>th</sup> June 2016

Pairing Nature with Scientific Discoveries